

By Online Submission

Sec/24-25/84
Date:14-11-2024

To,
The General Manager,
BSE Ltd.
1st Floor, New Trading Ring,
Rotunda Building, P.J. Tower,
Dalal Street, Fort
Mumbai- 400 001
BSE Code: 524370

To,
The General Manager,
National Stock Exchange of India Ltd.
Exchange Plaza,
Plot no. C/1, G Block,
Bandra-Kurla Complex
Bandra (E), Mumbai - 400 051.
NSE CODE: BODALCHEM

Dear Sir/Madam,

SUB: Investor Presentation – November 2024

Ref: Regulation 30, Schedule III Part A of SEBI (Listing Obligations and Disclosure Requirements) Regulations, 2015.

With reference to the above captioned subject, we herewith enclosed Earning/Investor Presentation – November 2024

This is for your information and record please.

Thanking You,

For, BODAL CHEMICALS LTD

Ashutosh B. Bhatt.
Company Secretary

Encl: As Above.



Bodal Chemicals Ltd.
COLOURS. INTEGRATION. INNOVATION.



Bodal Chemicals Limited

Investor Presentation-November 2024



This presentation and the accompanying slides (the “Presentation”), which have been prepared by **Bodal Chemicals Limited (the “Company”)**, have been prepared solely for information purposes and do not constitute any offer, recommendation or invitation to purchase or subscribe for any securities, and shall not form the basis or be relied on in connection with any contract or binding commitment whatsoever. No offering of securities of the Company will be made except by means of a statutory offering document containing detailed information about the Company.

This Presentation has been prepared by the Company based on information and data which the Company considers reliable, but the Company makes no representation or warranty, express or implied, whatsoever, and no reliance shall be placed on, the truth, accuracy, completeness, fairness and reasonableness of the contents of this Presentation. This Presentation may not be all inclusive and may not contain all of the information that you may consider material. Any liability in respect of the contents of, or any omission from, this Presentation is expressly excluded.

This presentation contains certain forward looking statements concerning the Company’s future business prospects and business profitability, which are subject to a number of risks and uncertainties and the actual results could materially differ from those in such forward looking statements. The risks and uncertainties relating to these statements include, but are not limited to, risks and uncertainties regarding fluctuations in earnings, our ability to manage growth, competition (both domestic and international), economic growth in India and abroad, ability to attract and retain highly skilled professionals, time and cost over runs on contracts, our ability to manage our international operations, government policies and actions regulations, interest and other fiscal costs generally prevailing in the economy. The Company does not undertake to make any announcement in case any of these forward looking statements become materially incorrect in future or update any forward looking statements made from time to time by or on behalf of the Company.



Q2 & H1FY25 Highlights

Business Highlights

H1FY25

**Rs 8,581 mn
Revenue**

**Rs. 746 mn
EBITDA**

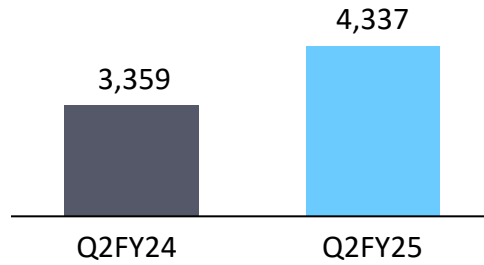
**Rs. -14 Mn
PAT**

- During the H1FY25, Company achieved total revenue of Rs. 8,581 mn, growth by 27% on YoY basis. This growth is led by improvement in Volumes of all products but majorly by dyes intermediates. The absolute EBITDA stood at Rs.747 mn, 24% growth on YoY basis. This growth mainly led by volume and better realization in our Dyes intermediates. Interest, depreciation and other overheads has increased at company level on capitalization of Saykha's Benzene downstream project. On the other hand there was negligible contribution by this project at topline level. Hence the increased overhead offset partial profitability of other divisions.
- Revenue from Dye intermediates grew by 48%, Dyestuff grew by 14% and Basic Chemicals, de growth by 7% YoY basis during the H1FY25. In Q2FY25, Revenue from Dye Intermediates stood at 1,717 mn, grew by 10% on QoQ basis, Revenue from Basic Chemicals Stood at 234 mn, grew by 13% on QoQ basis, Revenue from Dyestuffs stood at Rs.1,237 mn, a de growth by 8% on QoQ basis. During the quarter, Dyestuff industry, major supplier to the Textile, has been impacted due to Bangladesh political disturbance.
- During the H1FY25, Chlor Alkali business has reported revenue of Rs. 1,550mn, growth by 20% on YoY basis, led by Volume growth of 17% YoY basis. The revenue and volume remained flat on QoQ basis. The Company is expecting further volume growth in coming days with anticipation of better chlorine consumption by surrounding CPW units including a new player. The prices are improving and looking forward better performance for this division considering the positive demand in end use industry in medium term.
- Sener Boya, our WOS company in Turkey, is experiencing hyperinflation. During the quarter Q2FY25, due to AS 29 there is Rs. 18.5 mn loss and the same is already a part of the declared result. Chinese and Indonesian subsidiaries have performed satisfactory.
- Our Saykha Greenfield Project, the Benzene downstream products, has achieved the required quality norms. But due to negligible scale of production, this unit has not contributed to the revenue in Q2FY25. We are now required to achieve/obtain certain certifications to enable us to cater pharma industry, which is major target industry for us. We expect this unit will start contributing to top and bottom line to some extent in Q4FY25 and major increase in volume will happen thereafter.
- Better Volume across the divisions, stable and under control RM prices will help to improve the revenue and margin in coming days. Management's relentless controlling measure has helped to sustain the growth in tough time.

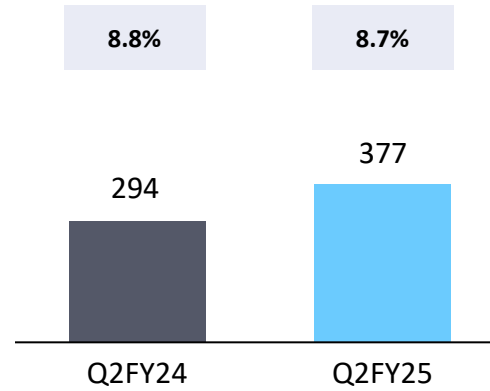
Performance Highlights

Q2 FY25 Performance

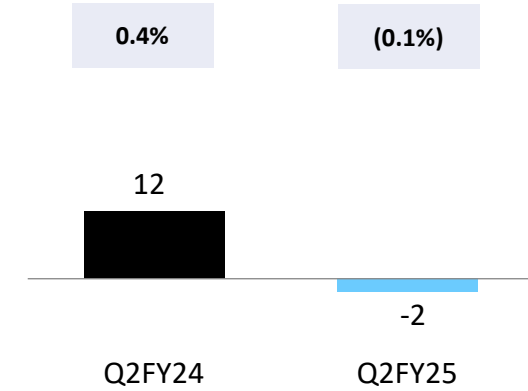
Revenue (Rs. In Mn)



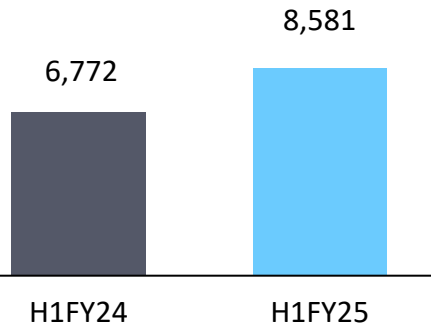
EBITDA (Rs. In Mn)



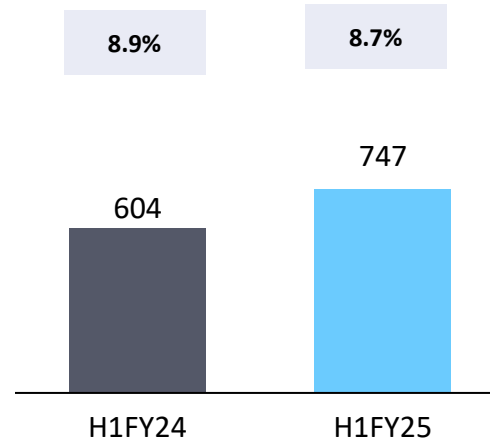
PAT (Rs. In Mn)



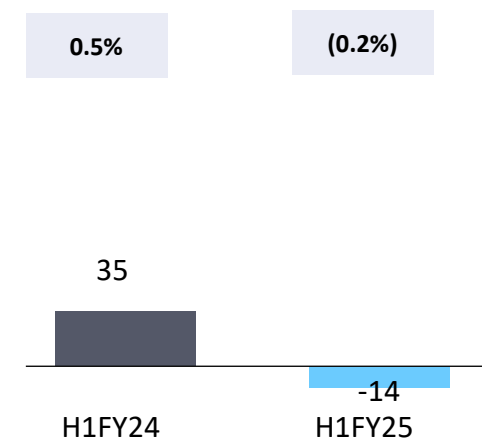
H1FY25 Performance



EBITDA (Rs. In Mn)

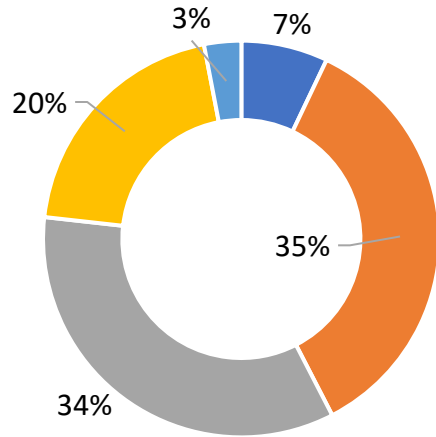


PAT (Rs. In Mn)

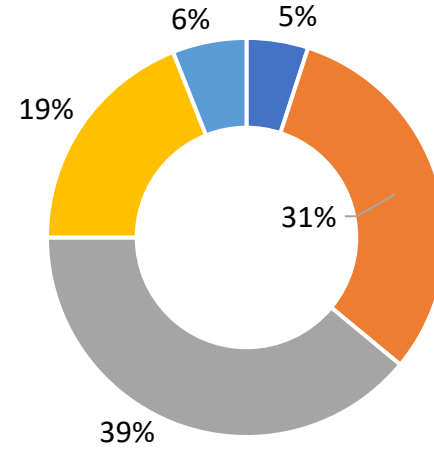


Performance Highlights

H1 FY24
Revenue Rs 6,456 mn

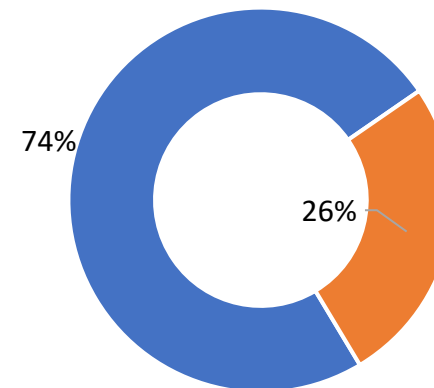
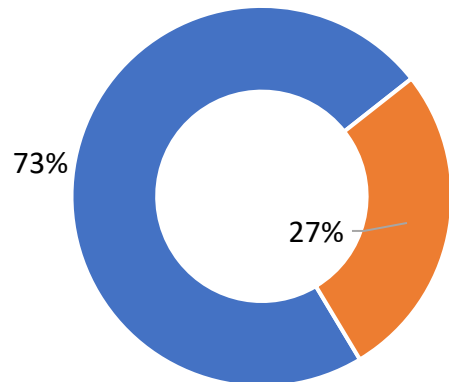


H1 FY25
Revenue Rs 8,352 mn



- Basic Chemicals
- Dyestuff
- Dye Intermediates
- Caustic Soda
- Others

Revenue Breakup



- Domestic
- Export

Geographic Breakup

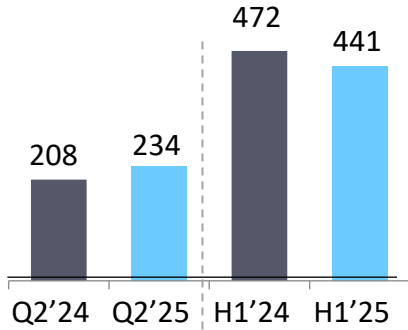
* On Consolidated basis –Sales of products excluding other non operating income

Performance Highlights

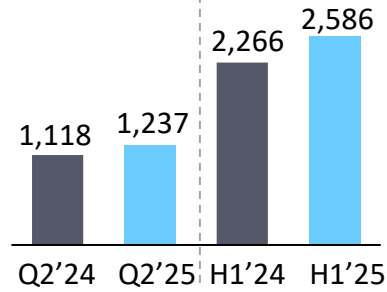
(Rs in mn)

Basic Chemicals

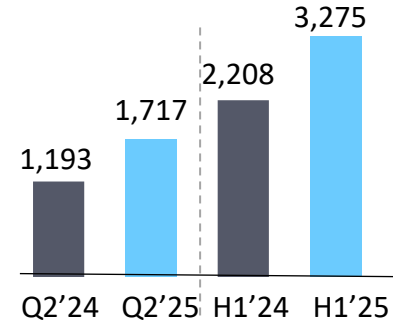
Revenue Breakup



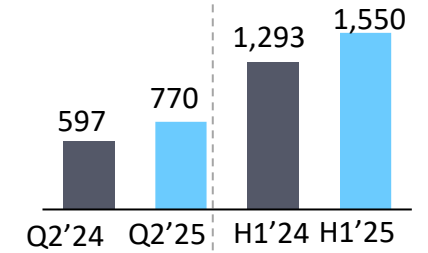
Dyestuff



Dye Intermediates



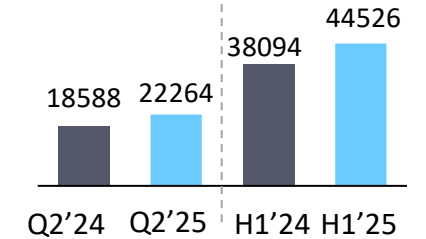
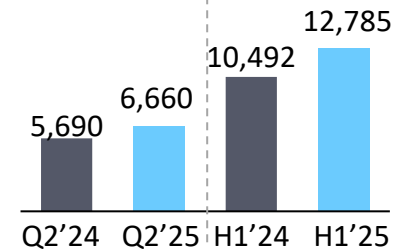
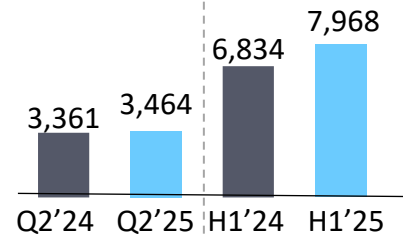
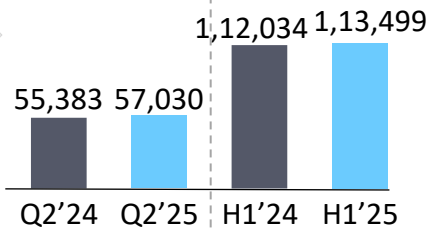
Chlor Alkali^



*Revenue breakup on a Consolidated basis

Production Volume

(MT)



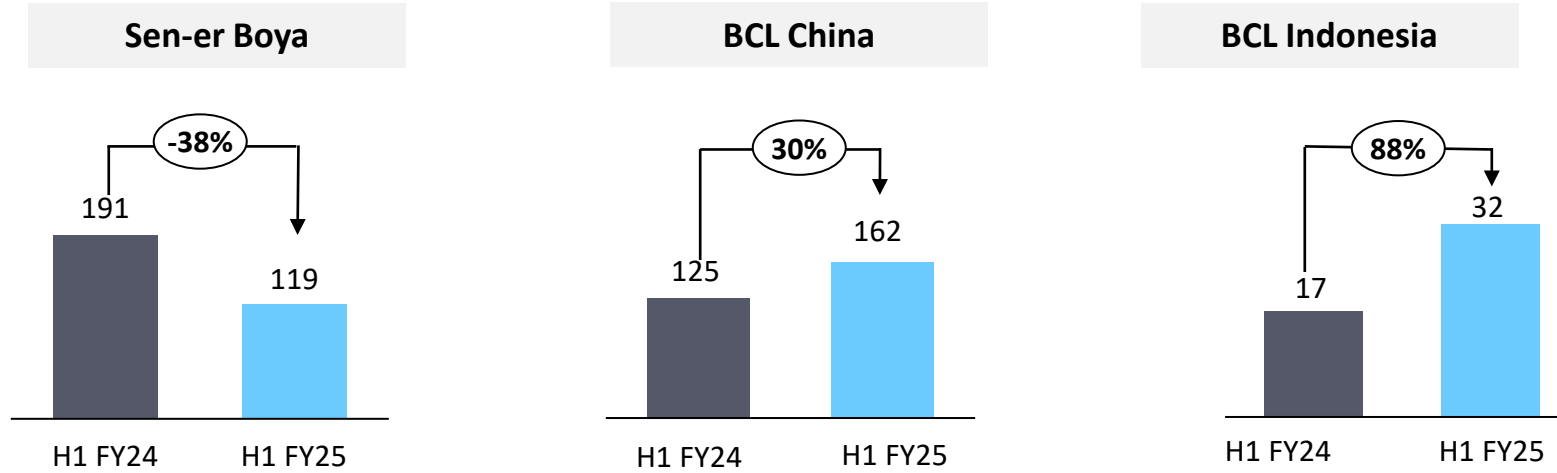
* Production Volume on a Standalone basis due to limited information on subsidiaries

^Production volume - Caustic Soda only

Subsidiaries Performance

(Rs in mn)

Revenue



Particulars (Rs in mn)	Sener Boya		Bodal-China		Bodal-Indonesia	
	H1 FY24	H1 FY25	H1 FY24	H1 FY25	H1 FY24	H1 FY25
Sales	190.8	119.2	125.3	161.9	16.5	32.2
PBT	27.2	-32.1	-3.8	5.0	-2.7	4.1
PAT	22.3	-35.7	-3.8	4.9	-2.7	4.1

Consolidated Profit & Loss Statement

Particulars (Rs. In Mn)	Q2FY25	Q2 FY24	Y-o-Y%	H1 FY25	H1 FY24	Y-o-Y%
Revenue from Operation	4,286.3	3,300.0		8,506.0	6,624.8	
Other Income	50.7	59.3		75.4	147.1	
Total Revenue	4,337.1	3,359.3	29.1%	8,581.3	6,771.9	26.7%
Raw Material Consumed	2,281.7	1,695.3		4,530.9	3,390.6	
Employee Expenses	281.3	260.0		563.4	492.4	
Other Expenses	1,378.2	1,109.9		2,697.6	2,285.1	
Loss relating to Company's subsidiaries operating in hyperinflationary economy	18.5	-		42.9	-	
EBITDA	377.3	294.1	28.3%	746.5	604.0	23.6%
EBITDA (%)	8.7%	8.8%		8.7%	8.9%	
Depreciation	172.0	143.1		342.4	289.6	
EBIT	205.3	151.0		404.1	314.3	
EBIT (%)	4.7%	4.5%		4.7%	4.6%	
Finance Cost	195.4	134.2		408.7	265.6	
Profit Before Tax	9.8	16.8		-4.6	48.7	
Tax	12.3	4.4		9.5	14.2	
Profit After Tax	-2.4	12.4	-	-14.2	34.5	-
Profit After Tax (%)	-0.1%	0.4%		-0.2%	0.5%	
EPS (in Rs.)	0.0	0.1		-0.1	0.3	

Standalone Profit & Loss Statement

Particulars (Rs. In Mn)	Q2FY25	Q2 FY24	Y-o-Y%	H1 FY25	H1 FY24	Y-o-Y%
Revenue from Operation	4,227.2	3,277.0		8,429.2	6,534.5	
Other Income	48.2	61.1		60.2	97.6	
Total Revenue	4,275.4	3,338.1	28.1%	8,489.4	6,632.1	28.0%
Raw Material Consumed	2,256.5	1,698.0		4,508.0	3,331.6	
Employee Expenses	270.7	251.4		543.2	473.8	
Other Expenses	1,375.4	1,104.0		2,677.9	2,269.8	
EBITDA	372.9	284.6	31.0%	760.3	556.9	36.5%
EBITDA (%)	8.7%	8.5%		9.0%	8.4%	
Depreciation	169.5	140.8		337.3	284.9	
EBIT	203.3	143.8		423.1	271.9	
EBIT (%)	4.8%	4.3%		5.0%	4.1%	
Finance Cost	195.5	129.0		400.1	242.7	
Profit Before Tax	7.8	14.8		23.0	29.2	
Tax	2.0	4.6		5.8	8.24	
Profit After Tax	5.9	10.3	-42.8%	17.3	21.0	-17.7%
Profit After Tax (%)	0.1%	0.3%		0.2%	0.3%	
EPS (in Rs.)	0.1	0.1		0.1	0.2	

Consolidated Balance Sheet

Particulars (In Mn)	Sep-24	Mar-24
ASSETS		
Non-current assets	14616.1	14743.9
Property, Plant and Equipment	12770.3	12941.9
Right of use of assets	52.9	59.1
Capital Work-In-Progress	689.4	677.4
Goodwill	84.8	84.8
Other Intangible Assets	44.9	50.0
Financial Assets		
(i) Investments	2.7	2.1
(ii) Loans	25.5	27.4
(iii) Other financial assets	522.7	457.5
Non-current tax assets	96.8	94.7
Deferred tax assets	69.3	73.3
Other non-current assets	256.8	275.9
Current assets	7671.1	8134.9
Inventories	2472.8	2672.5
Financial Assets		
(i) Investments		130.1
(ii) Trade receivables	3568.0	3240.2
(iii) Customer Bill discounted	351.7	567.9
(iv) Cash and cash equivalents	129.3	239.2
(v) Bank Balances other than above (ii)	99.6	93.3
(vi) Loans	18.9	19.2
(vii) Other financial assets	75.0	36.2
Income Tax Assets (Net)	32.2	75.4
Other current assets	923.6	1060.9
Assets held for sale	0.1	0.1
TOTAL - ASSETS	22287.1	22878.8

Particulars (In Mn)	Sep-24	Mar-24
Equity & Liabilities		
Equity	10828.9	10822.4
Equity Share capital	251.9	251.6
Other equity	10577.0	10570.8
LIABILITIES		
Non-current liabilities	5060.1	5112.6
Financial liabilities		
Borrowings	4377.8	4430.0
Lease Liabilities	43.8	49.4
Provisions	1.8	0.2
Deferred tax liabilities (net)	636.7	633.0
Current liabilities	6398.2	6943.8
Financial liabilities		
(i) Borrowings	3580.1	3980.2
(ii) Customers Bills discounted	351.7	567.9
(iii) Lease Liabilities	11.0	10.5
(iv) Trade payables	2073.6	1953.3
(v) Other financial liabilities	111.8	176.7
Other current liabilities	206.0	183.8
Provisions	60.4	59.8
Current tax liabilities (net)	0.4	8.3
Liabilities classified as held for sale	3.3	3.3
TOTAL - EQUITY AND LIABILITIES	22287.1	22878.8



Company Overview

A Leading Chemical Manufacturer



3

Decade Old Organization



7

Operating Manufacturing Facilities



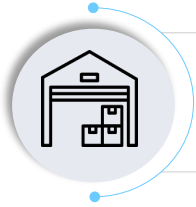
Rs.14,194 mn

FY24 Consolidated Revenue



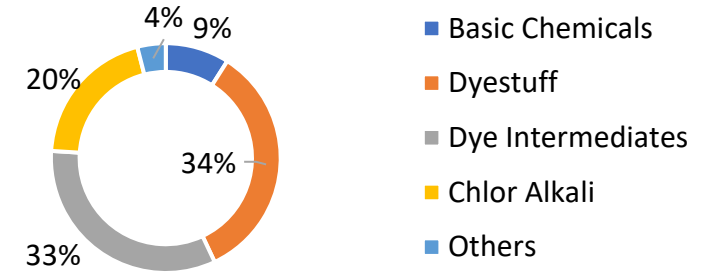
70+

Distributors Across India



10

6 Domestic + 4 Overseas Depots



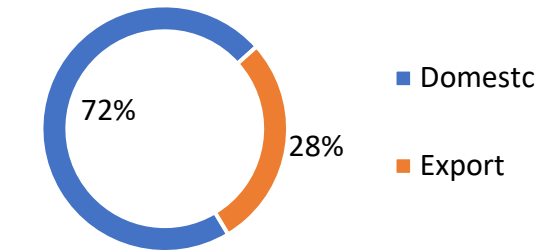
200+

Products



600+

Customers



Integrated Chemical Player Having Global Presence Across Multiple Products

Company Evolution



1989

- Incorporated as JK Pharma at Unit II-A



1993 - 1994

- Acquired Unit II & Unit III
- Name changed to Bodal Chemicals Pvt. Ltd.



1997-2004

- 1997-Acquired two Units
- 2004 -Acquired Unit I & Forward integrated in **Dyestuffs** segment



2006-2010

- 2006-Listed on BSE via reverse merger with Dintex Dye Chem (Unit I)
- Acquired Unit IV
- 2007-Built Unit VII & Acquired Unit VIII



2017

- Acquired 70% stake in **SPS Processors** & 40% stake in **Trion Chemicals**



2016

- Amalgamation: Bodal Agrotech, becomes Unit X



2013- 15

- MEEP at Unit VII



2011

- Backward integration of **Basic Chemical** at Unit VII



2018

- Expanded **Dyestuffs** capacity by 12,000 MTPA
- Installed additional 5MW co-generation powerplant



2019

- Enhanced **Dyestuffs** capacity by 6,000 MTPA
- TC capacity expanded by 36,000 MTPA.



2019-20

- Acquired 80% stake in Sener Boya (a Turkish entity)
- Recognized as Bluesign System partner
- Acquired 100% stake of Trion Chemicals and Amalgamated with Bodal as a unit XI

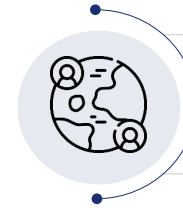


2021-24

- Acquisition of Chlor Alkali plant in Punjab and Completed technology upgradation with capacity expansion
- Amalgamation of SPS with Bodal Specialty Benzene Downstream Products in Saykha, Gujarat production started.

Geographical Footprint

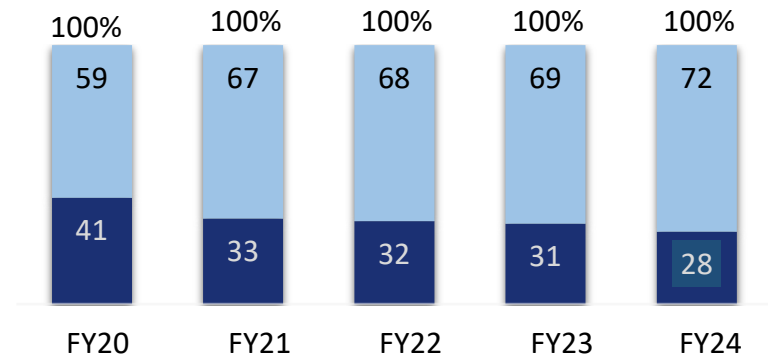
~28% of Total revenue comes from exports



30+ Countries
Global Presence

Revenue Breakup

Domestic Export



Longstanding Clientele

Basic Chemicals










Dye Intermediates










Dyestuffs













Chlor Alkali













70+
Distributors Across India



600+
Customers

Experienced Board & Management Team

Mr. Suresh J. Patel Chairman & MD

Experience : 35+ years

Background :

- Founder & Visionary of the company
- Involved in day-to-day operations & Dye Intermediates marketing
- +3 decade of experience in the chemicals manufacturing & trading

Mr. Bhavin S. Patel Executive Director

Experience : 20+ years

Background :

- He played an instrumental role in Dyestuffs business
- He heads the Dyestuffs division including production, marketing etc
- Increased business presence in global market significantly

Mr. Ankit S. Patel Executive Director

Experience : 15+ years

Background :

- Economics Graduate from University of Nevada & MBA from Dervi University, USA
- He heads basic chemicals division and lead the sulphuric acid and Chlor Alkali plant expansion

Mr. Mayur Padhya Chief Financial Officer

Experience: 28 Years

Background :

- Qualified Chartered Accountant & Cost Management Accountant
- He handles finance, corporate affairs and investor relationship

Mr. Rajarshi Gosh Director - HSE

Experience : 24 years

Background :

- Progressive experience in Cross functional management and senior leadership roles
- Well versed in EHSS Management, Principles of Risk Management

Mr. Rohit B. Maloo Independent Director

Experience : 15+ years

Background :

- CA, MBA, M.Com & CFA Level II
- Has been a practicing in the field of audit and taxation since a decade of listed companies having turnover of more than Rs. 1500 crores

Mr. Nalin Kumar Independent Director

Experience : 27 years

Background :

- BTech, IIT-Kharagpur, MBA, IIM-Calcutta
- Previously associated with leading financial services firms like HSBC, JP Morgan etc

Mr. Mayank Mehta Independent Director

Experience : 40+ years

Background :

- Banking & Finance professional with over 4 decade of experience
- Previous associated as CFO of Union Bank of India and Executive Director at Bank of Baroda

Mrs. Neha Huddar Independent Director

Experience : 35+ years

Background :

- Qualified C.A & Finance professional with experience in funds management, audit, accounting, taxation etc.
- Previously associated with Thirumalai Chemicals as CFO & Reliance Foundation as Head Finance

Awards & Certifications

Awards

2005-06

- Received the prestigious **Chemexcil Gold Award** for outstanding performance in **Exports by Merchant Exporters Panel** of Chemexcil, Government of India

2009-10

- Award for direct export of **Dye Intermediates** and Dyestuffs from the **Gujarat Dyestuffs Manufacturers Association**.

2011-12

- CHEMEXCIL - "**Trishul Award**" - 2011-12 and 2013-14

2013-14

- Highest Self Manufacturing Turnover for Domestic and Export** of Dyes and Dye Intermediates from the **Gujarat Dyestuffs Manufacturers Association**

2015-16

- CHEMEXCIL - "**Gold Award**"

2016-17

- Highest Self Manufacturing Turnover** for Domestic and Export of Dyes and Dye Intermediates from the Gujarat Dyestuffs Manufacturers Association.
- First in **Large scale unit category for outstanding performance on Domestic**
- CHEMEXCIL - "**Award of Excellency**"

2017-18

- Second in **Large scale unit category** for Excellent performance in Export of Dyestuffs from the Dyestuffs Manufacturers' Association of India
- Listed amongst the Top 500 Indian Companies by the Dun & Bradstreet in 2018 for the second consecutive time

2018-19

- ET Enterprise Icons 2018 | Gujarat Best brand award 2018
- 25 Best Companies to Work For (Industry) 2019 by CEO Insights

2022-23

- Highest self Manufacturing Turnover from Domestic and Export of Dyes and Dye Intermediates by GDMA
- First Award for the outstanding performance in Domestic Market by Large Scale Unit by DMAI

Certificates

- BCL has ISO 9001:2015 and ISO 14001:2015 certifications for their production of Dye intermediates & Dyestuffs.
- Bluesign Certification – Recognized as Bluesign System partner – Bluesign approved Product Supplier
- GOTS (Global Organic Textile Standard) Certification
- ZDHC Certification
- ISO 45001 : 2018 Certification
- BEHIVE Certification
- ECOTAX Certification





Product Overview

Diversified Product Portfolio

Existing Products

Basic Chemicals

- Sulphuric Acid
- Chlorosulphonic Acid
- Sulphur Trioxide
- Oleum 23% & 65%
- Sodium Bisulphate
- Acetanilide
- Thionyl Chloride
- Beta Nephthol
- Para Nitro Aniline

~12
Products

Dye Intermediates

- Vinyl Sulphone & Derivatives
- H Acid
- DASA
- F.C. Acid
- Gamma Acid, K Acid
- Sulpho Tobias Acid
- 4.N.A.D.P.S.A
- 6-Nitro
- MPDSA
- Meta Ureido Aniline
- 1:2:4 DIA70

~25
Products

Dyestuffs

- Reactive Dyes
- Acid Dyes
- Direct Dyes
- Liquid Dyes

~175
Products

Chlor Alkali

- Caustic soda
- Chlorine
- Hydrogen
- Hydrochloric Acid (HCL)
- Sodium Hypochlorite (HYPO)
- Stable Bleaching Powder (SBP)

6
Products

New Products Additions

Benzene Derivative

- MCB
- DCB
- PNCB
- ONCB
- MNCB

5
Products

End User Industries



Textiles



Leather



Paper



Water Treatments



Home Care



Pharma



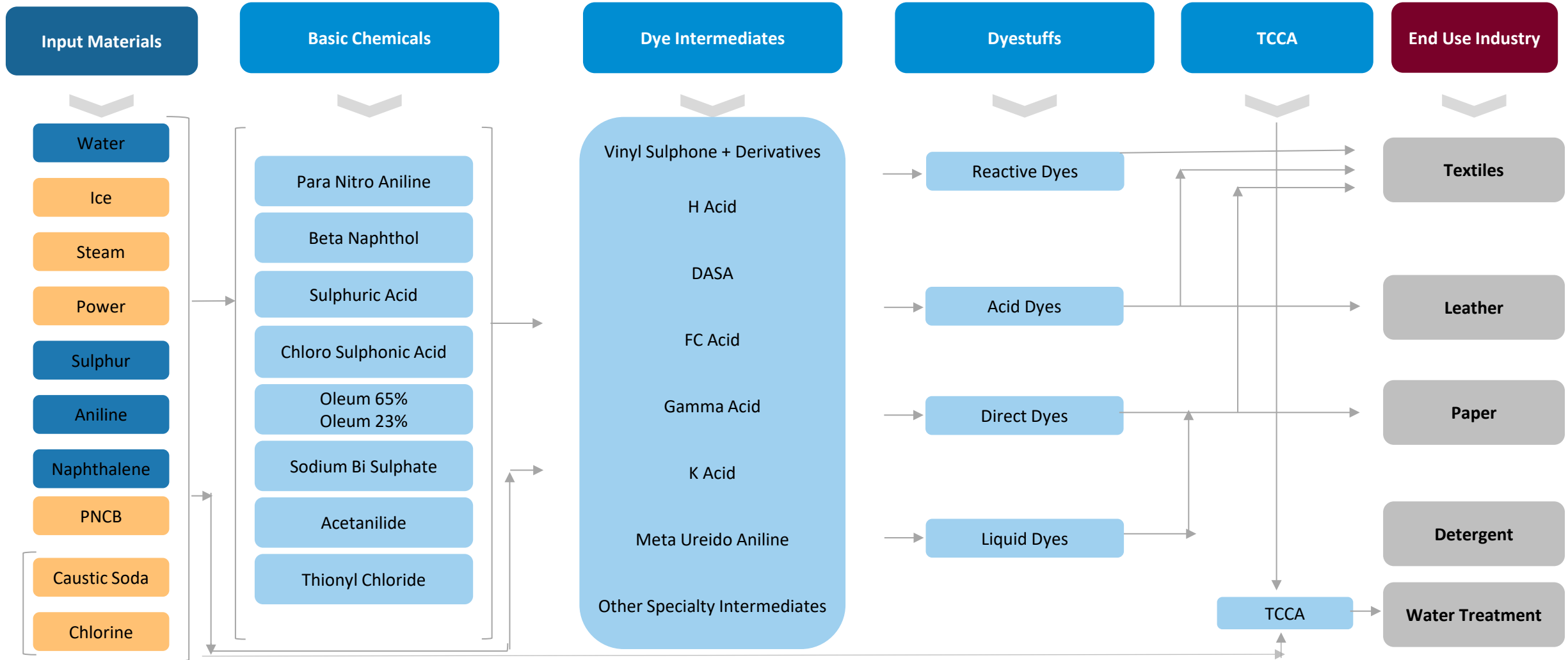
Agro-Chemical



Home Care

Moving From Integrated Dyestuffs Player to Niche Value-added Products

Manufacturing Value Chain



Orange box: Input Materials – part/full in-house

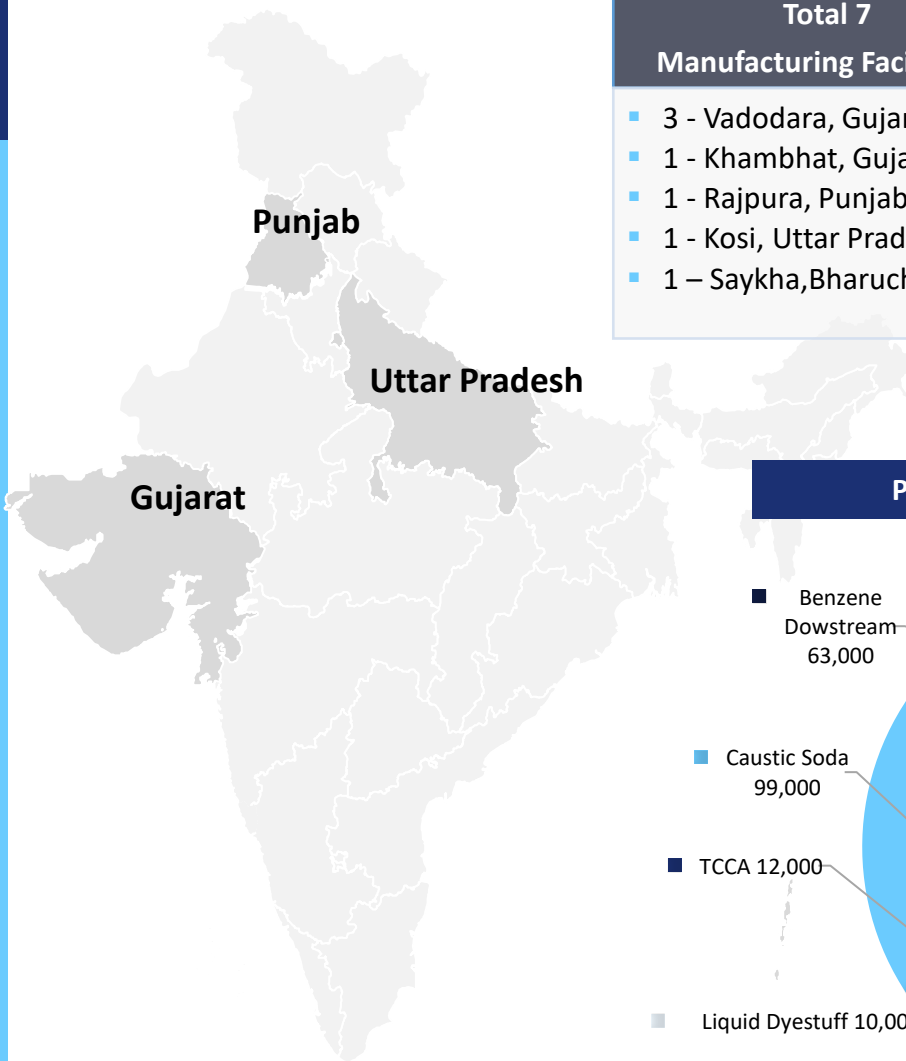
Dark Blue box: Input Materials – external

Light Blue box: Bodal Chemicals Products

Grey box: End use industries

~ 40% of the Basic Chemicals to be captively consumed by Dye Intermediates and
 ~ 40% of Dye Intermediates output to be consumed by Dyestuffs, giving us a cost-competitive advantage

Manufacturing Facilities



Total 7 Manufacturing Facilities *

- 3 - Vadodara, Gujarat
- 1 - Khambhat, Gujarat
- 1 - Rajpura, Punjab
- 1 - Kosi, Uttar Pradesh
- 1 - Saykha, Bharuch, Gujarat

In-house R&D Lab

- 2 - Vadodara, Gujarat

Total Employees

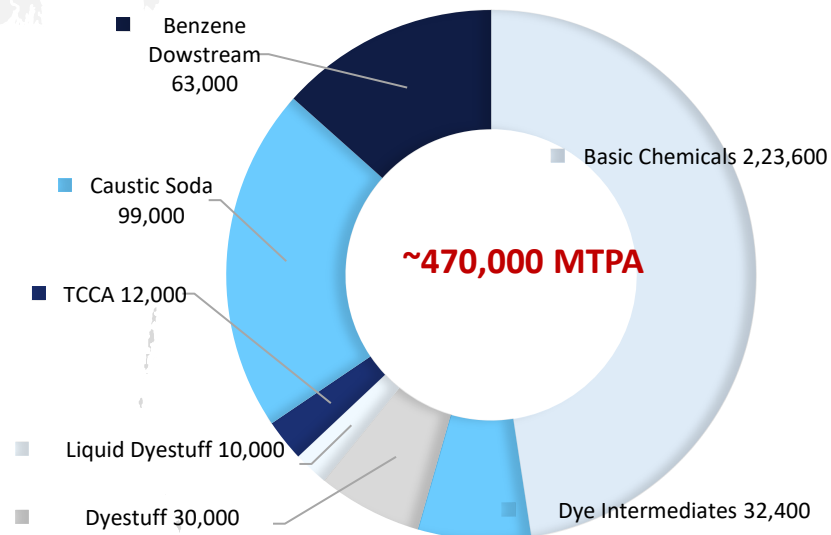
- Domestic 2,000+
- Contract Labours ~1,500
- Overseas 30+

10 Depots (Exclusive Distribution Warehouse)

- 6 - India
- 1 - China
- 1 - Turkey
- 1 - Bangladesh
- 1 - Indonesia

Our major facilities strategically located at western belt of India which is largest chemical manufacturing zone
Proximity to nearby seaport at Mundra, Pipavav, Hazira and Nhava Sheva

Production Capacity (MTPA)



Note : Maps not to scale. All data , information are provided "as is" without warranty any representation of accuracy , timeliness or completion
* Operating plants

Our Major Subsidiaries

Company Name

Location

Stake

FY 24 Revenue

Details

(Rs in mn)

Company Name	Location	Stake	FY 24 Revenue	Details
Bodal Chemicals Trading Shijiazhuang Limited	China	100%	Rs. 299 mn	Trading & Marketing subsidiary for China and adjacent countries
Sen-er Boya Kimya Tekstil Sanayi Ve Ticaret	Turkey	100%	Rs.284 mn	Standardizing, trading, and marketing subsidiary for Turkey
Pt Bodal Chemicals Indonesia	Indonesia	100%	Rs.46 mn	Trading, and marketing subsidiary for Indonesia

Key Growth Drivers

Dyestuff Expansion

Dyestuffs capacity of **30,000 MTPA** will be ramped-up gradually



Revenue

TCCA Division

Acquired **100% stake** in Trion Chemicals and amalgamated with Bodal. Production has been stabilized & became profitable



Profitability

Vinyl Sulphone –UP Unit

Vinyl Sulphone plant of **6,000 MTPA** capacity has been commercialized in Kosi Kalan, Uttar Pradesh



Revenue

Turkish entity Sener Boya

Acquired **~ 100% stake** to strengthen the global presence



Presence in Turkey & nearby markets

Marketing Initiative

Opened **multiple warehouses & incorporated marketing subsidiaries** to strengthen relationship with marquee clients directly



Direct Client Relationship

Bodal China

Trading & Marketing subsidiary will increase our presence in **China**



Revenue

Rajpura, Punjab Unit

Newly acquired **Chlor Alkali** products have started contributing to our business and will increase gradually



Revenue

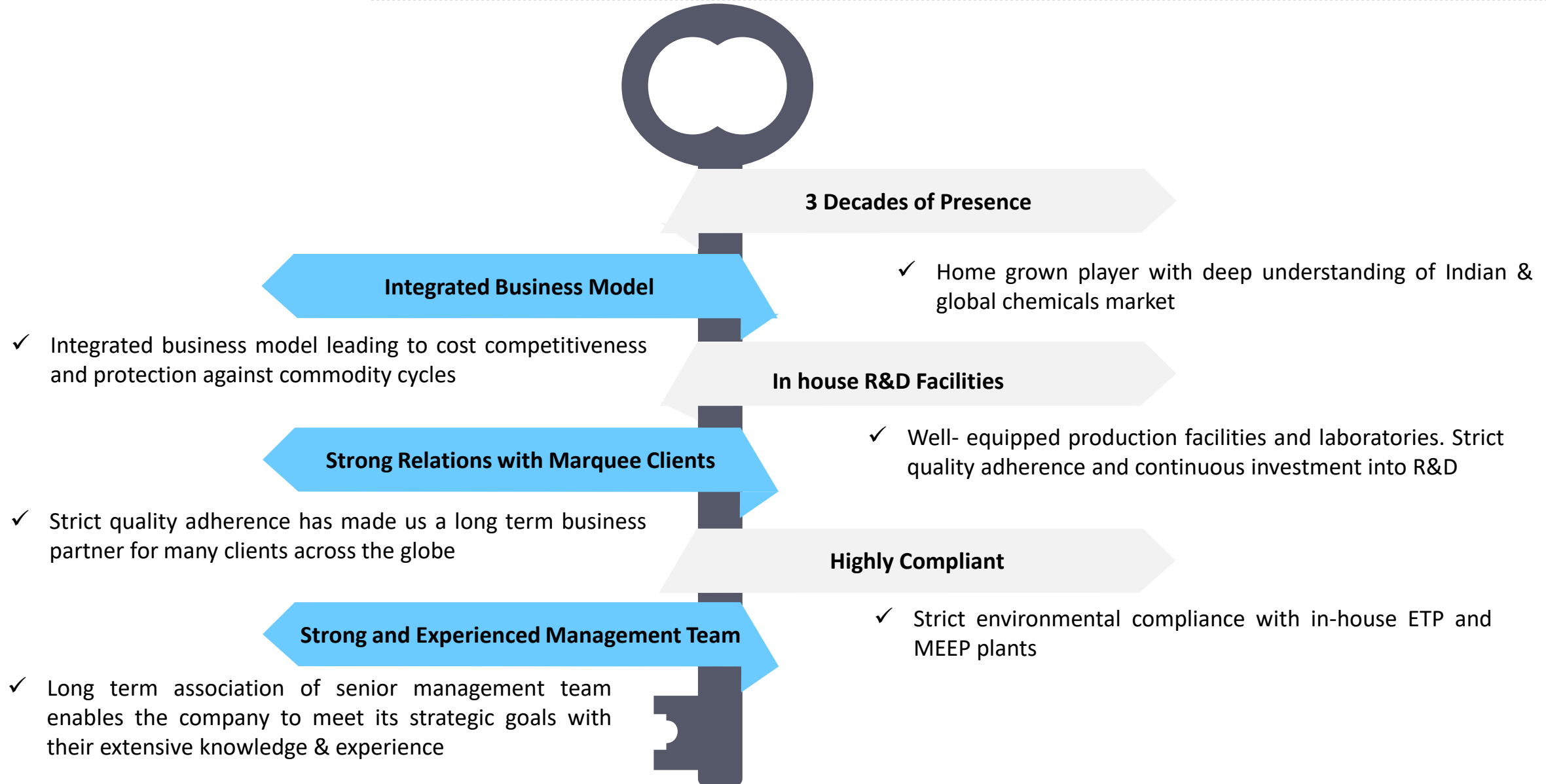
Saykha Project

Recently started Greenfield Saykha Project will lead to new level of growth with Benzene Downstream products



Revenue

Our Key Strengths



India's Edge in the Global Chemicals Market

Industry Megatrends

Structural Shift

Unorganized players in the Dye Intermediates and Dyestuffs Industry have been declining

China +1

India is emerging as the next alternative supplier for the global market

Compliance

Companies that are compliant with global environment laws will sustain

Policy Changes in China

Stringent measures & environment norms have eliminated small companies in china

Rising Exports

India has increased their chemical exports over the last few years

Textile Industry

Textiles constitutes ~80% of the total Dyestuffs demand and is expected to recover gradually

Atamanirbhar Bharat Abhiyan

The govt. initiative to reduce dependency on import of chemicals

Dyestuff Production

Gujarat is a leader with over 75% market share in Dyestuff Industry

Integrated player

Companies that have backward integration will have higher competitive edge

Availability of Raw Material

All key raw materials are available in India

Bodal's Edge

Highly Compliant & Large Integrated Dyestuffs Player

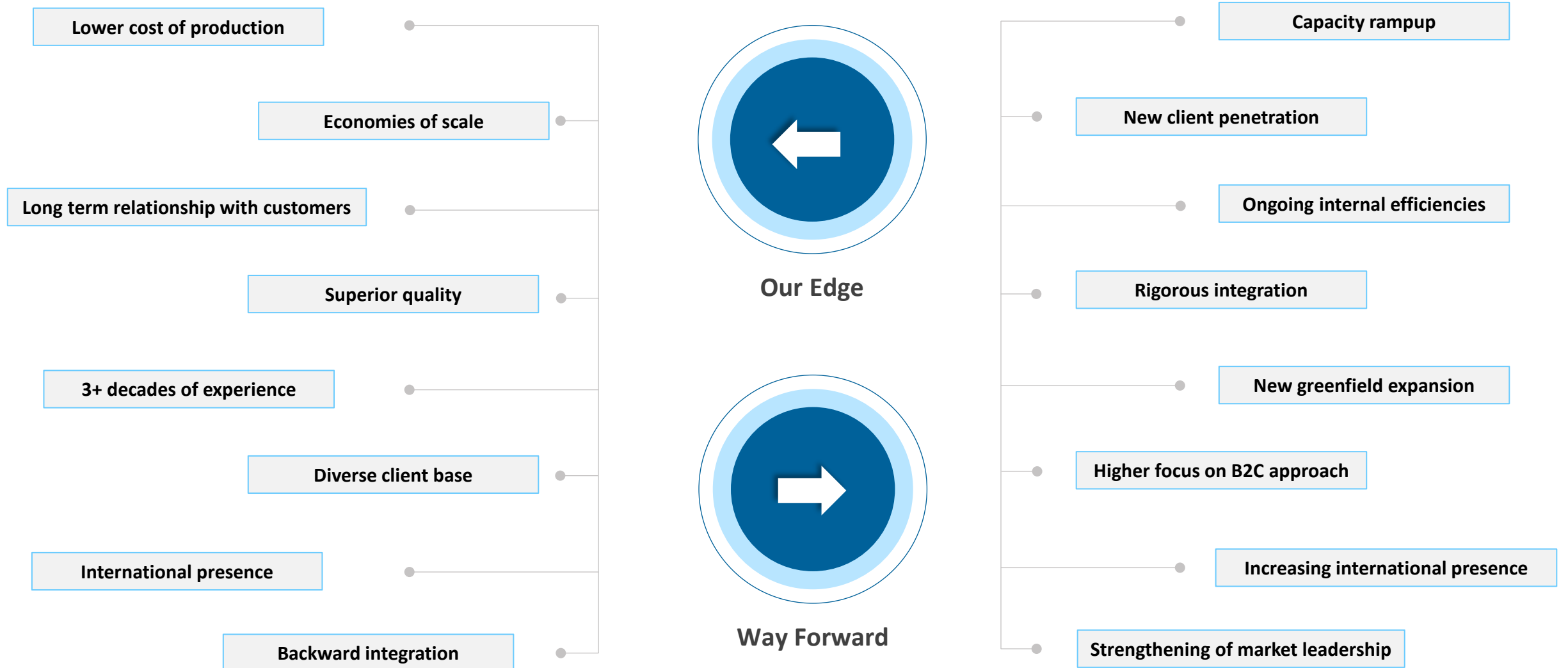
Dyestuff Market Share		Dye-Intermediates Market Share	
Domestic	Global	Domestic	Global
~13%	~3%	~20%	~6%

*Above market share figures are based on management estimates



Next Level of Growth

Way Forward

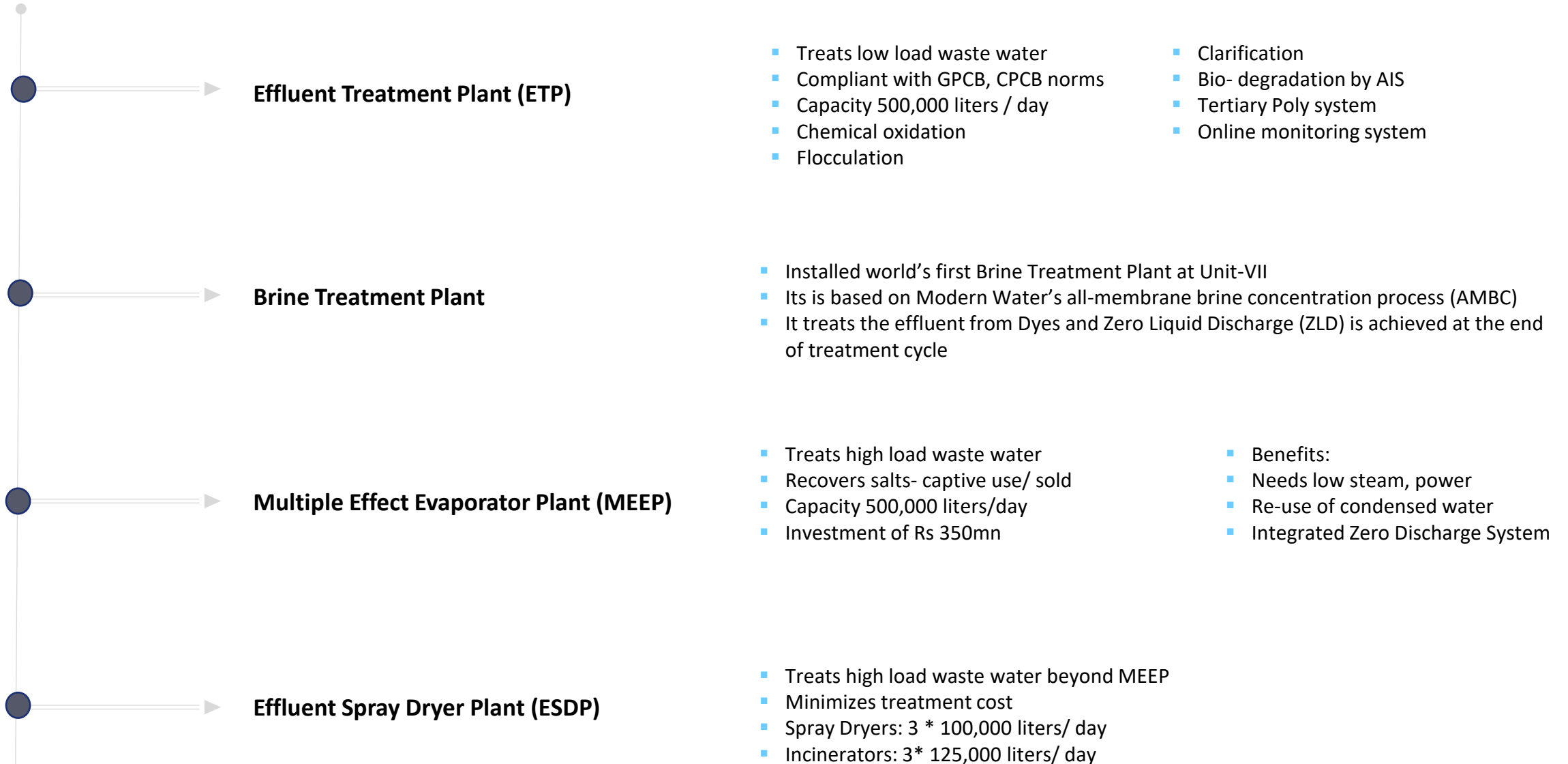




Responsible Corporate

Environmentally Compliant

Operating plants	Location	Zero Discharge Site (Solid+ Liquid+Air)	Effluent Treatment Plant	Common Effluent Treatment Plant, (at GIDC)	Multiple Effect Evaporator (MEEP)	Effluent Spray Dryer Plant (ESDP)	Solid Waste Incinerator Plant	Treated Effluent Discharge Access VECL Cala Lit./Day
Unit -V	Saykha –Bharuch	✓	✓	-	✓	-	-	-
Unit -VI	Kosi	✓	✓	-	✓	-	-	-
Unit VII	Vadodara	-	✓	-	✓	✓	✓	949,000
Unit VIII	Vadodara	-	✓	-	✓	✓	✓	23,800
Unit IX	Vadodara	✓	✓	-	-	-	-	-
Unit XI	Khambhat	✓	✓	-	-	-	-	-
Unit XII	Rajpura	✓	✓	-	✓	-	-	-



Responding To Critical Issue

Key Challenges

- High costs involved in complying with environmental regulations. Moreover, the rising industrial water and power rates are a concern.
- Scarcity of water can lead to insufficient supply affecting our production needs.
- The Chemical Industry is energy and CO₂ intensive. It represents more than 30% of global Greenhouse Gas (GHG) emissions. If not controlled, it can have a profound effect on climate change

Our Response

- Abides by the mantra of reduce, recover and reuse' of natural resources
- Taken appropriate pollution control systems including implementation of Effluent Treatment Plants (ETPs), Multiple Effect Evaporator Plant (MEEP), Brine Treatment Plant and Effluent Spray Dryer Plant (ESDP).
- The Company possesses 5 MW Co-generation lignite-based & 1.73 MW steam (waste recovery heat) based captive power plant at Unit 7

Outcome

- Reusable clean water
- Zero liquid discharge
- Salt extracted through MEEP process is captively used or sold
- Cost optimization through proper management of the energy consumption
- Creating a better future for all stakeholders



Multiple Effect Evaporator Plant (MEEP)



Effluent Treatment Plant (ETP)

Key Focus Areas

- Eradicating hunger, poverty and malnutrition
- Promoting healthcare and sanitation including contribution to the Swachh Bharat Kosh
- Promoting education and enhancement of rural infrastructure
- Ensuring environmental sustainability
- Providing funds for construction for drinking water pipelines
- Conducting regular health check-up camps
- Promotes Sports, with Contribution to :
 - Sports Council of the Deaf Basketball Club
 - Promoting individual talent to represent the country in sporting events
- To support various Trusts and NGO's like YUVA Unstoppable

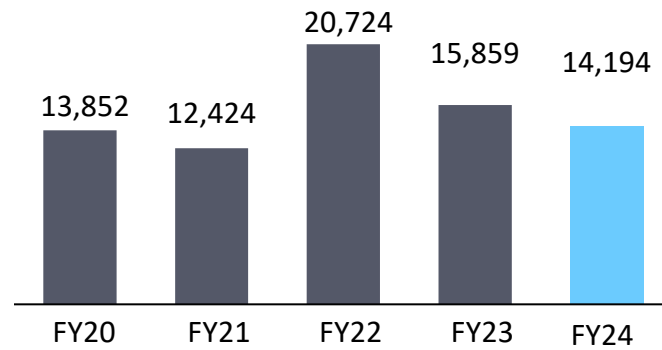




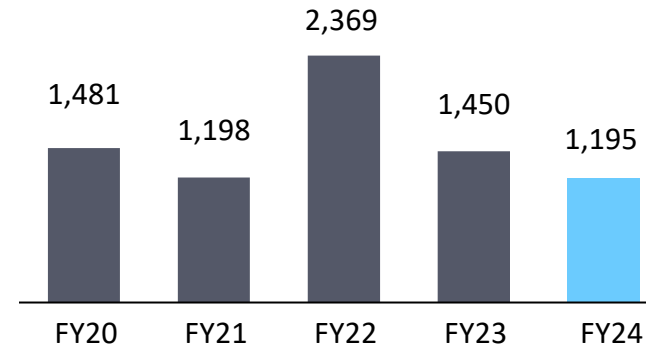
Financial Highlights

Financial Highlights

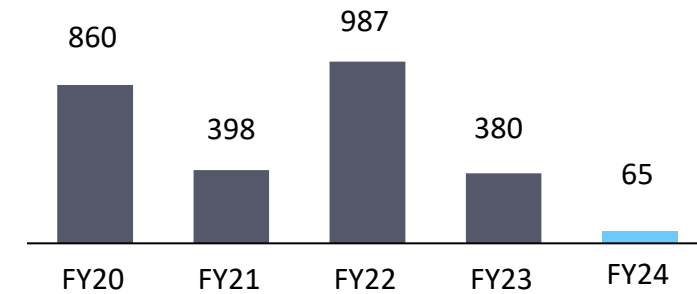
Revenue (Rs. In Mn)



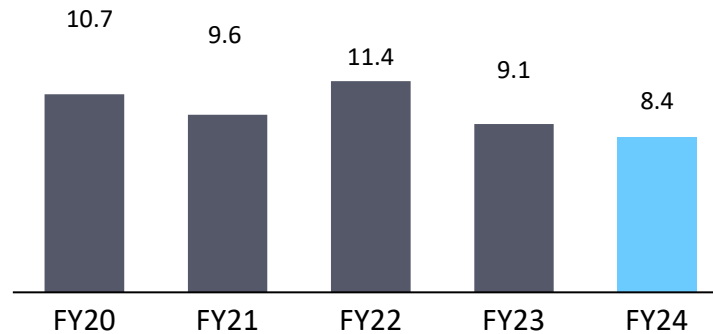
EBITDA (Rs. In Mn)



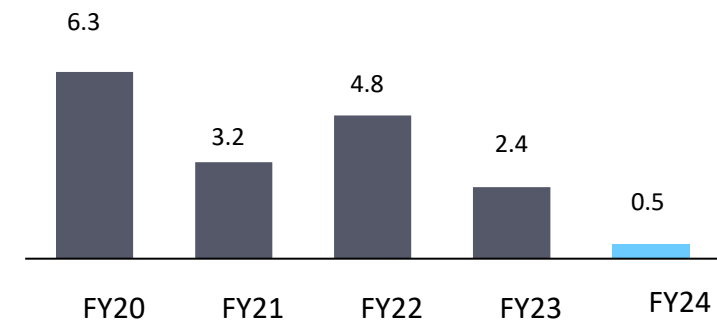
PAT (Rs. In Mn)



EBITDA Margin (%)



PAT Margin (%)



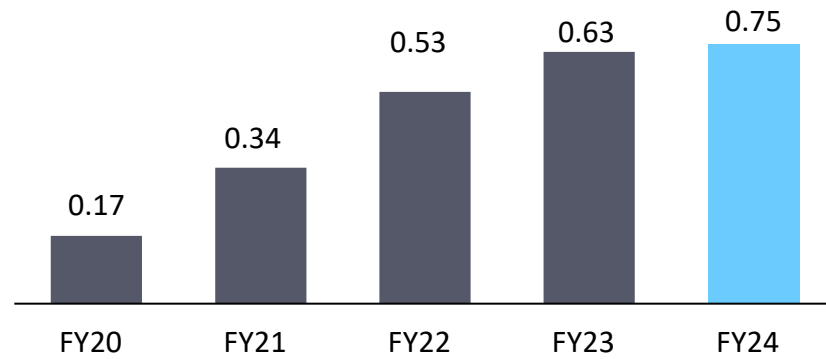
* On Consolidated basis

Revenue includes other income

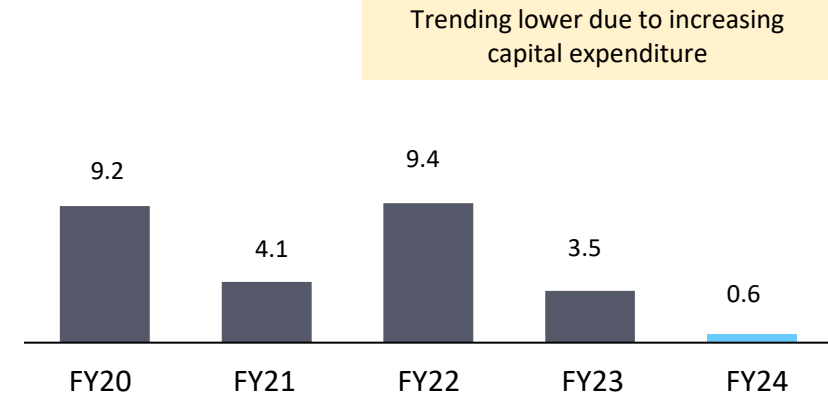
Note : FY22 financials has been restated due to amalgamation of SPS Processors Pvt. Ltd.

Key Ratios

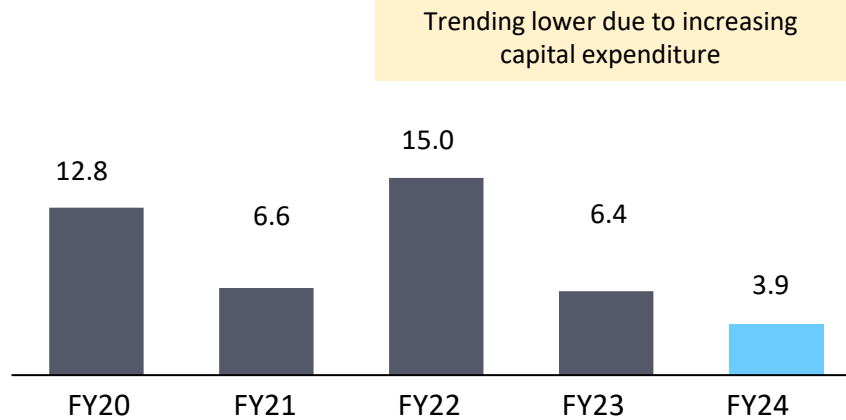
Net Debt/ Equity (x)



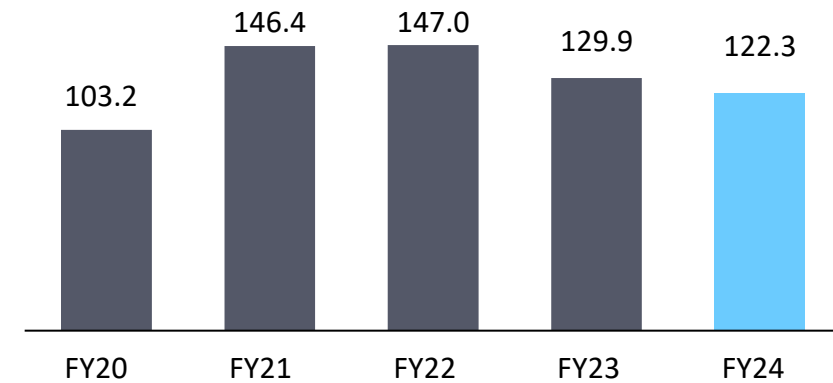
Return on Equity(%)



Return on Capital Employed (%)



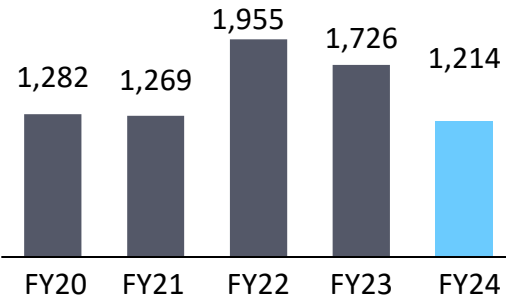
Net Working Capital Days



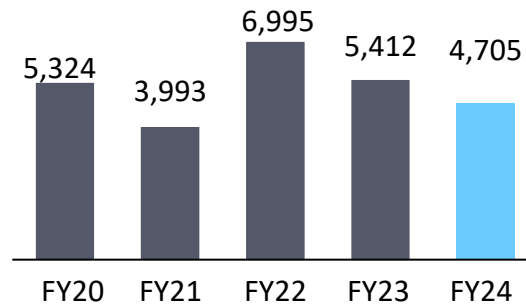
Segmental Performance

Basic Chemical

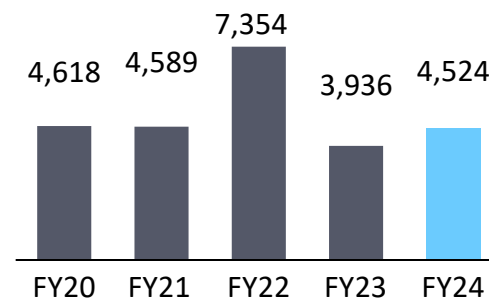
Revenue Breakup



Dyestuffs

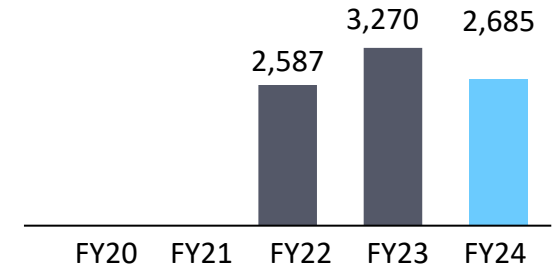


Dye Intermediates



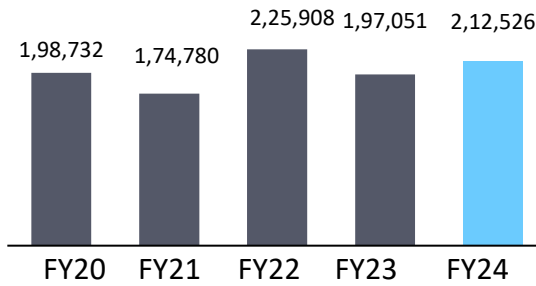
Chlor Alkali

(Rs in mn)

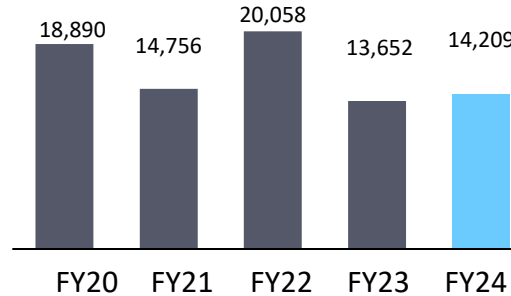


Basic Chemical (MT)

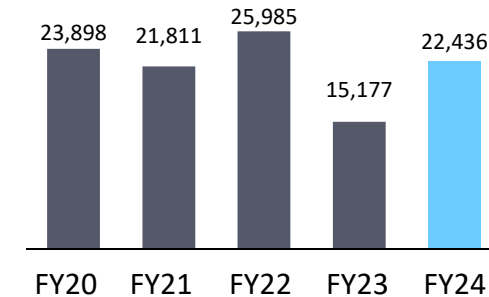
Volume Breakup



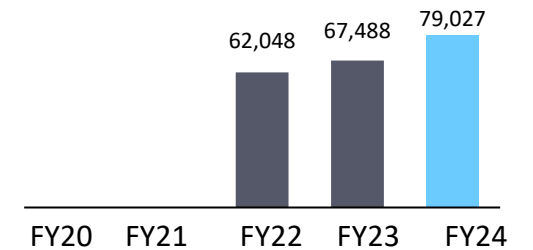
Dyestuffs (MT)



Dye Intermediates (MT)



Chlor Alkali (MT) ^



* Production On Standalone basis

Revenue includes other income

Basic Chemical production include Thionyl Chloride

^Production volume - Caustic Soda only

Thank You

Contact Information



Bodal Chemicals Ltd.

CIN – : L24110GJ1986PLC009003

Mr. Mayur Padhya

Chief Financial Officer

Email – mayur@bodal.com

www.bodal.com

